



Active2Public Transport Toolbox dissemination concept

Österreichische Energieagentur – Austrian Energy Agency
(AEA) & Partnership of Urban Mobility (PUM)

Authors: **Irene Bittner (AEA) & Jitka Vrtalová (PUM)**
Final Version, March 2nd, 2026

<https://interreg-danube.eu/projects/active2public-transport>

Active2Public Transport | Better combining cycling, walking and public transport in the Danube region

<https://interreg-danube.eu/projects/active2public-transport>

Contact

Coordinator:

Österreichische Energieagentur – Austrian Energy Agency

Irene Bittner

Email Address: irene.bittner@energyagency.at

Web: www.energyagency.at



Credit photo: © Andreas Friedwagner, Verracon GmbH

More information about Active2Public Transport and the project activities & results are available on:

<https://interreg-danube.eu/projects/active2public-transport>

Table of contents

1	A2PT Toolbox	4
2	General principles.....	6
2.1	Target Groups	6
2.2	Testing and Promoting A2PT Toolbox	8
3	Testing the A2PT Toolbox	9
3.1	Phase 1: Focus Groups.....	9
3.1.1	Step-by-step instruction focus groups	9
3.2	Phase 2: Online survey.....	15
3.3	Toolbox development plan until public launch	15
4	Dissemination & Promotion	16
4.1	Communication Tools and Methods.....	16
4.2	A2PT Toolbox Promotion Time Plan	17
5	ANNEX.....	20
	Description from Application Form	20
	Deliverable D.2.3.1 Toolbox dissemination concept.....	21
	Output 2.1: A2PT Toolbox Test.....	21
	Output 2.2: Online A2PT Toolbox	22

1 A2PT Toolbox

The **A2PT Online Toolbox** is a key output of Specific Objective 2 of the Active2Public Transport project. It has been developed to provide **practical guidance** for **improving the integration of active modes of transport** (walking and cycling) **with public transport**, with a particular focus on transport nodes and mobility hubs across the Danube Region.

The toolbox is designed as a user-oriented, practice-based resource that supports **public authorities, transport planners, infrastructure and service providers, mobility managers**, and other relevant stakeholders involved in planning, implementing, or upgrading A2PT solutions. Its primary purpose is to help **overcome common gaps in the multimodal transport system** by offering concrete examples, tested solutions, and transferable approaches that can be adapted to different regional and local contexts.

The content of the toolbox builds on the outcomes of previous SO2 activities, including the collection and analysis of **good practices**, inputs from **pilot actions** implemented by project partners, and **experiences** gained through testing schemes. Rather than presenting theoretical concepts, the toolbox focuses on **real-life solutions** that address issues such as **access to public transport stations, bike parking and bike boxes, bike carriage on buses and trains, first- and last-mile connections**, and the **integration** of A2PT services **into existing information and ticketing systems**.

KTI – Institute for Transport Sciences is responsible for the overall coordination, creation and collection of the A2PT toolbox content (text, pictures, SEO-keywords). Content quality and professional relevance are ensured through **close cooperation with the project partners**, who contribute their sectoral expertise and regional experience.

The A2PT Online Toolbox is hosted on the **official governmental website klimaaktivmobil.at**. This was approved by the Austrian Federal Ministry for Innovation, Mobility and Infrastructure, Dept. II/6 (BMIMI) (ASP of the project) responsible for climate action. The website is owned by the Republic of Austria and is part of the national climate protection initiative "[klimaaktiv mobil](https://klimaaktiv.mobil)". The **Austrian Energy Agency (AEA)** is commissioned as umbrella management of this initiative and will host and maintain the A2PT toolbox also beyond the project duration. Hosting the

toolbox on this platform ensures that the content is trustworthy, publicly accessible, and embedded within an established national framework for sustainable mobility.

The A2PT Online Toolbox is implemented as a **web-based platform** and is accessible via standard web browsers on desktop computers, tablets, and mobile devices. It is hosted within the **official web** infrastructure of the **Austrian Federal Ministry responsible for climate action**, ensuring long-term institutional anchoring beyond the project duration. As a governmental website, it complies with strict standards for barrier-free and accessible web design, including optimization for screen readers, the use of alternative texts for images, and responsive design for different devices.

The toolbox is available during the project implementation phase and is intended to remain accessible and usable after the end of the project, supporting the wider uptake and upscaling of A2PT solutions across the Danube Region and beyond.

In addition, the Austrian Energy Agency (Lead Partner) has purchased the **domain www.active2publictransport.eu** on behalf of the Ministry. This domain will be used as an easy-to-remember web address for communication purposes. Once the A2PT website is publicly released (planned for May 2026), this domain will automatically redirect users to the toolbox landing page on the klimaaktivmobil website. This approach makes the toolbox easier to find and share, while keeping it securely hosted on the official governmental platform.

Since December 18th, 2025, this link serves as preliminary version (Beta-Version)

<https://www.klimaaktivmobil.at/en/fachpersonen/mobilitaet/active2public-transport>

2 General principles

2.1 TARGET GROUPS

During the testing and promotion of the A2PT Online Toolbox, the project focuses on the same **target groups** that were defined for the Active2Public Transport project as a whole. These are the groups that work with transport, mobility, and public space on a daily basis and that can directly use the toolbox in practice.




The main target groups include:

- local public authorities,
- regional public authorities,
- national public authorities,
- infrastructure and public service providers,
- sectoral agencies,
- international organisations,
- interest groups, including non-governmental organisations.

These groups were selected because they play a decisive role in shaping mobility systems, whether through strategic planning, regulation, infrastructure development, service provision, or awareness-raising activities. The A2PT Online Toolbox provides them with clear examples and practical solutions that help connect walking and cycling with public transport in a simple and effective way.

The toolbox is mainly intended for professionals and organisations, not for the general public. For this reason, **testing and promotion activities** are aimed at people and institutions that plan, manage, operate, or support active mobility and public transport systems. Their feedback helps ensure that the toolbox is practical, easy to understand, and useful in real-life situations.

Based on the research amongst the partners, there has been defined the following communication goals for the A2PT project:

TARGET GROUP (TG)	COMMUNICATION GOALS		
			
	KNOWLEDGE	ATTITUDES	PRACTICES
Local public authority	●●●●●●●●	●●●●●●●●	●●●●●●●●
Regional public authority	●●●●●●●●	●●●●●●●●	●●●●●●●●
National public authority	●●●●●●●●	●●●●●●●●	●●●●●●●●
Infrastructure and (public) service provider	●●●●●●●●	●●●●●●●●	●●●●●●●●
Sectoral agency	●●●●●●●●	●●●●●●●●	●●●●●●●●
International organisation under inter-national law	●●●●●●●●	●●●●●●●●	●●●●●●●●
Interest groups including NGOs	●●●●●●●●	●●●●●●●●	●●●●●●●●

2.2 TESTING AND PROMOTING A2PT TOOLBOX

In the A2PT project, **testing and promotion** of the **Online Toolbox** are **closely linked** and therefore described together. This is because the people involved in testing the toolbox are the same groups that are later addressed through dissemination activities. In most cases, they are professionals and experts working in the field of transport and mobility, and they naturally act both as testers and as first promoters of the toolbox.

Testing the toolbox is the first step of its **dissemination**. **Two testing phases** are planned: **focus groups** and an **online survey**. These activities collect feedback on a preliminary version of the A2PT Online Toolbox (beta version). At the same time, they already raise awareness of the toolbox among the key target groups of the Active2Public Transport project. Through their involvement in testing, representatives of these target groups become familiar with the content and structure of the toolbox and are well placed to share it further within their professional networks.

A **detailed description of the testing process**, including methods and timelines, is provided in the next chapter [Testing the A2PT Toolbox](#).

Once the final version of the A2PT Online Toolbox is available, **dissemination and use** will continue in the partners' regional and national contexts. The toolbox will be available in English and hosted on the klimaaktiv.at website by the Lead Partner (Austrian Energy Agency) in cooperation with the Austrian Federal Ministry responsible for climate action, which owns the website.

All project partners will implement **at least one** self-selected **measure** to **communicate and use the toolbox** within their own institutional, regional, or national setting.

During the 6th Partner Meeting (Bucharest, February 2026), partners will jointly define how they plan to use and promote the toolbox until the end of the project and beyond. Each partner will identify the key target groups they can best address and select relevant topics from the toolbox that match their specific field of action. In this way, the toolbox will be actively used and promoted by those who work with A2PT solutions in practice, ensuring both relevance and long-term impact.

3 Testing the A2PT Toolbox

The two testing phases (focus groups and online survey – see above) will gain feedback of a preliminary version of the A2PT online toolbox (Beta-Version). This feedback phases are also key elements of disseminating and promoting the A2PT online toolbox. In this two testing phases the A2PT partnership gains insight from key target groups of the Active2Public Transport project. For more details see also a) the description of Activity 2.3. from approved Application Form (AF) – here as excerpt in the Annex - and b) the [A2PT Communication Guidelines_fin.pdf](#)

After the presentation of the A2PT-Toolbox at the SCOM-Meeting on December 19th, 2025, 2 out of 9 partners used the chance to give a formless feedback until January 12th, 2026. Additionally, one partner – PUM – was willing to participate in a first focus group as a prototype for the other project partners.

3.1 PHASE 1: FOCUS GROUPS

- **Time:** 60-90 minutes focus group meetings should be scheduled between March 9th and April 10th, 2026
- **Place:** Physically, online or hybrid is possible
- **Participants:** Stakeholders (7 to 12 persons) each from a key target group in your competence field (regional or national). At least five (5) stakeholders should be new experts who are not familiar with the A2PT project yet (see AF).
- **Goal:** AEA and KTI receive feedback report from key stakeholders in form of a report incl. recommendations by each partner by April 10th, 2026.

3.1.1 Step-by-step instruction focus groups

Step 1: Fixate date, time and place (physically / online / hybrid). If possible, include one or two selected key stakeholders from the beginning – e.g. stakeholders you already cooperate with (e.g. your ASPs, chosen members of your regional A2PT working groups) A joint meeting might help you to invite the minimum of five (5) new stakeholders.

Step 2: Invite a good selection of 7 to 12 different stakeholders from your city, your region or your country (depending on your organisation's field of competence). This sampling matrix should help you to select a good mix of stakeholders from different fields of expertise and should be used in your documentation and feedback report. Fill in the name and the organisation of the persons who attended the focus group

	National level	Regional level	Local level	Other level of impact
Public authority (relevant sectors e.g. transport and/or urban planning, mobility, environment)				
Public transport infrastructure provider (e.g. train or bus infrastructure, local/urban, regional and or long-distance PT infrastructure provider)				
Public transport service provider (e.g. train or bus infrastructure, local/urban, regional and or long-distance PT infrastructure provider)				
Sectoral agencies (e.g. mobility, energy and or environmental agency)				
Interest groups , including non-governmental organisations (e.g. walking or cycling association, hiking or tourist association).				

Step 3: Prepare the focus group meeting, especially keep your participants informed properly before the event takes place:

- Share the link of the beta-version 1.1 of the toolbox (after March 6th, 2026)
- Option: Invite them to have a closer look on the “fields of action”, and – if possible, each stakeholder choose individually his/her/their three (3) most helpful or most interesting fields of action for their work context – their top 3 list should be sent (via poll) in advance and helps you to identify the main topics for your focus group discussion.
- **Decide on the meeting format:** Ideally the focus groups can be splitted in 2-3 small groups for 30 minutes within the meeting. Keep in mind, that each small group needs one moderator and one note-taker, the moderator needs to be briefed with the focus group questions and task in advance.
 - **Online meeting:** Keep in mind, that the possibility for break-out sessions for 2-3 small groups for for approx 30 minutes would be the ideal form. One moderator who knows the online technique, one note taker. The note-taker is responsible to either write live notes in a shared plain document (word, google-doc or other) visible for all participants or use a digital whiteboard web-software e.g. ‘Miro’, ‘Padlet’, ‘Taskcard’ so participants can interact with the answers. For the plenary part, a short poll (e.g. mentimeter) might be helpful or the chance to count raised hands or reactions to some options in the chat function of your video call tool (e.g. MS-Teams, Zoom).
 - **Physical meeting:** ideally with the possibility to have parallel 2-3 small working groups on flipcharts for approx. 30 minutes. Be mindful with the size of the venue and accustics for one panel and also 3 groups working parallel.
 - **Hybrid meeting:** Read trough the basics of online and physical meeting above. Additionally, keep in mind that you need a good camera, microphone and speaker so the physical and the online participants can communicate with each other at the beginning and in the end of the meeting that are plenary group activities. Depending on the size of groups (online & physical) you can split up the small working groups 1-2 groups on flip charts and 1-2 groups with online moderation

Step 4: Agenda and Guiding Questions to implement the focus group meeting

Duration: 90 minutes recommended (Duration Range: Minimum 60 minutes, maximum 120 minutes. It depends on the number of recruited participants, on your time management as a host, on your preference to open time and space for exchange and discussion and also what duration is appropriate to confront your stakeholders with. Also, it depends if you want to add other questions you want to know and use for your context within the A2PT project).

Interview Guideline & Agenda (90 minutes)

--

'5 min - Welcome by the hosting team and ask for consent if (audio) recording of the focus group is ok.

→ Make it clear to the participants, that the material is used for documentation purpose only, The material will not be published in any form. It is used internally within the A2PT-partnership in order to integrate the feedback in the toolbox. Use audio-recording and automatically transcription tool with video-call app. Use your e.g. your voice recorder from your smart phone for physical meetings.

--

'10-15 min – make a short introduction and warm-up round (plenary)

Invite everyone to say their name, organisation, function, field of expertise and/or their context / interest to our topic - active mobility, public transport, multimodality (max. 1 min per person). This builds trust to get in touch and interact more naturally later in the meeting.

Nice-to-have: Possibility to ask an **ice-breaker question** or live-poll (eg. Mentimeter)- choose one / or be creative to get in touch with each other and our topics:

- How did you travel to work / to this meeting today? (Travel experiences walking, cycling, bus, train).
- What are your expectations of the meeting?

--

5-10 min – present the A2PT online toolbox to the participants (plenary)

- Ask how many of the participants have clicked through the toolbox before the meeting as advised.
- Prepare a link that can be shared to open the toolbox via mobile phone, desktop or tablet (via QR-code and/or link that is sent via chat, messenger, sms)

--

'10-15 min – Engagement questions (Plenary)

1) What is your first impression (visually / content-wise – does not matter)?

- Make a round so every participant can give an answer and involve (everyone who said something, calls the next person to answer the question). Participants should keep it short (one sentence only / max. one minute)

2) Which part of the A2PT toolbox interests you most – from your first impression?

- Give an idea of the three bigger clusters – if no answers comes up e.g. Design Principles / Fields of Action / Good-Practices & Pilote Activities

--

'30-40 min – Exploration questions with focus on “Fields of Action” (Group work)

- Split your participants in 2-3 groups with 4 to 5 members.
 - Each group should document the answers (note-taker) and within an online meeting might need a moderator for each break out session.
 - Each group chooses one (or max. two) fields of actions, they want explore in their discussion.
 - Each group member has 5 min time to quick-read through the field of action and to take a look at the good-practice examples integrated.
 - The group should discuss these questions:
- 3)** Is the **content** of the toolbox helpful for you as a practitioner / stakeholder? Why, what and how is the content helpful or why not?

4) Are the **good-practice** examples helpful? Why and how are they helpful or why not?

5) What do you **like, miss and would like to see in the final version?**

--

'10 min – **presentation of the group work** (plenary), max 3-5 minutes per small group

--

'10 min – **open discussion** on additional points that occur – e.g. additional topics, additional good practice,

--

'15 min – **Exit question**

6) How can you use the A2PT online toolbox in your function, within your organisation, in your work context? Are the selected topics / concrete parts of the toolbox you will use / plan to use for your field of work?

7) What would you need to be changed, what do you miss on the toolbox

- ➔ Make a round so every participant can give an answer and involve (everyone who said something, calls the next person to answer the question). Participants should keep it short (one sentence only / max. one minute)

'5 min Good-Bye & Closure: Give hint to the upcoming updates and the online survey that will take place after the next release phase (almost finished version of the toolbox)

Step 5: Documentation and Report

- Participants list, fill in the name, function and organisation in the sampling matrix from Step 2
- Structured summary (content analyses, clustered themes and topics) in English containing the following chapters from the conducted focus groups (Step 3):
 - o First impressions (Engagement question)
 - o Summary of feedback on each of the selected fields of action (Exploration questions) – including photos from the flipcharts and/or online whiteboards.

- Additional comments and content (open discussion)
- Exit question: How can the participants use the toolbox? / How do they plan to use it?
- 5 main recommendations to the KTI/AEA team for changes: What are your main recommendations – as a partner – to the KTI / AEA toolbox team according to the focus group discussion.
- Annex: Transcript from audio file (can be written by 'AI' – a LLM tool – language learning machine tool) in your own language (attached to report as annex)
- Send the summary report to irene.bittner@energyagency.at and raphael.orthen@energyagency.at or share a link to the report via share-point here: [Focus Group - Summary Reports](#)
- **Deadline for summary reports:** Mon May 11th; 2026

3.2 PHASE 2: ONLINE SURVEY

Online-survey tool will be set-up, hosted and assessed by AEA – distributed by all partners between June 1st – 15th 2026 | Aim: Dissemination and promotion via online survey. More details will follow in May, 2026.

3.3 TOOLBOX DEVELOPMENT PLAN UNTIL PUBLIC LAUNCH

- **Revision of toolbox for focus group testing (Beta-Version 1.1):** Fri April 24th, 2026 (with integrated feedback from partners), Focus group feedback report from partners until Mon May 11th; 2026.
- **Final version of A2PT online toolbox:** Fri May 29th, 2026
- **Public launch of A2PT toolbox** at the final public event: June 3rd, 2026, at the National Slovenian Cycling Summit, Ljubljana
- **Online survey to test full version:** Start June 1st 2026; open until June 15th 2026

4 Dissemination & Promotion

4.1 COMMUNICATION TOOLS AND METHODS

The dissemination and promotion of the A2PT Toolbox, as one of the key outputs of the project, are organized at two levels to ensure maximum reach and impact among relevant stakeholders.

Throughout the dissemination process, it must always be clearly communicated whether the version being presented is a **working version intended for testing purposes** or the **final version of the Toolbox**.

National and Regional Level

Dissemination at this level is primarily the responsibility of the **individual project partners** (PPs), utilizing their own networks and communication channels. The detailed list of existing communication channels used by the PPs is available in the project's document management system ([SharePoint](#)). Key channels include::

- **Partners' Websites:** Individual project partners will feature the A2PT Toolbox on their official websites, providing localized information and links to the tool.
- **Newsletters:** Regular updates about the Toolbox sent directly to representatives of the project's target groups (e.g., local authorities, transport providers, and sectoral agencies).
- **Regional A2PT Working Groups:** Presentation of the Toolbox to regional working groups consisting of key local stakeholders to ensure practical application and feedback.
- **Media:** Targeted outreach through press releases, media briefings, and direct cooperation with journalists to increase public and professional awareness.
- **Events:** Promotion at national-level events, such as National Cycling/Walking Conferences or public transport summits.

- **Promotional Materials:** Distribution of information via posters, information leaflets, permanent information boards, or billboards.
- **Social Media Platforms:** Active promotion through the partners' official profiles on **LinkedIn, Facebook, YouTube** and **Instagram**.

International Level

The promotion at the international level is managed by the **AEA (Lead Partner)** in close cooperation with the **Project Management Team**, specifically the **Communication Manager (PUM)**:

- **Project Website:** The official A2PT project website within the Interreg Danube Region Programme serves as the global hub for the Toolbox.
- **Partner Meetings:** Integration of the Toolbox into project partner meetings and international study tours.
- **Transnational A2PT Working Group:** Dedicated sessions involving international actors and organizations to discuss the transnational transferability of the tool.
- **International Events and Conferences:** Representation of the A2PT Toolbox at high-level international sessions and conferences, for example Velo-city, ECOMM (European Conference on Mobility Management), TRA (Transport Research Arena), EUSDR Annual Event, Danube Region Transport Days, Urban Mobility Days etc.

4.2 A2PT TOOLBOX PROMOTION TIME PLAN

The promotion and dissemination schedule is based on the key milestones agreed upon by the Steering Committee. Please note that this timeline is subject to adjustments based on the actual progress of development and testing phases.

Key Milestones and Timeline

- **April 24th, 2026:** Revised beta-version 2 of the toolbox completed after testing phases 1 – internal feedback by partnership and one external focus group (PP PUM, CZ)
- **May 11th – 21st, 2026:** Revision of toolbox according to the feedback from the focus groups (all 11 PPs).
- **May 27th, 2026:** SCOM-Meeting with internal presentation to the A2PT partnership, marking the conclusion of the second testing phase.
- **June 3, 2026: Public launch of the A2PT Toolbox** at the final public event, held during the National Cycling Conference in Ljubljana, Slovenia.

Partner Responsibilities and Strategic Planning

During the **6th Partner Meeting (Bucharest, February 2026)**, partners will jointly define the long-term strategy for using and promoting the toolbox until the end of the project and beyond. Each partner is responsible for identifying the key target groups they can best address and selecting topics from the toolbox that align with their specific field of action. This ensures that the toolbox is promoted by practitioners to practitioners, guaranteeing relevance and long-term impact.

Following the public launch, **all project partners are mandatory required** to publish information about the A2PT Toolbox on their official websites in their local language.

- **Timing:** The specific date and timing for publishing this information will be issued by **KTI and AEA** (Action Leads responsible for SO2).
- **Preparation:** To ensure consistency, the **Transnational Communication Manager (CM)** will develop a standardized template for the website information in close cooperation with the **Action Lead**.

Required Dissemination Contributions

To ensure wide-reaching visibility, partners must contribute to the dissemination efforts by the end of the project according to the following criteria:

Must-Have Activities:

- **Web Articles:** Publication of dedicated articles on partners' and Associated Strategic Partners' (ASP) websites in the respective national languages.

Should-Have Activities (Partners must choose at least one):

- **Factsheets:** Creating targeted information sheets addressed to or developed in cooperation with key target groups.
- **Toolbox Presentations:** Delivering live presentations or demonstrations of the toolbox at relevant national/regional conferences and summits.
- **Professional Content:** Production of technical texts or audiovisual materials (such as expert articles, instructional videos, or infographics) for publication in professional journals or on relevant practitioner platforms.

5 ANNEX

DESCRIPTION FROM APPLICATION FORM

Activity 2.3. Testing and disseminating the toolbox

TESTING THE TOOLBOX will be performed in three phases. In the first phase, the PPs and the ASPs will be asked to give feedback on a draft version of the online toolbox. The criteria to evaluate the first online draft will be the readability, the aesthetic, the clarity of the information and the simplicity of using the toolbox to find different topics. The online toolbox will be updated along the feedback.

In the second phase, the refined version of the toolbox will be tested by key stakeholders. For this activity, all ASPs and the members of the working groups (Act. 1.1.) will be invited to participate in the testing phase and invite/recommend other stakeholders from their networks (snowball method). The testing will at first take place in form of *ONLINE WORKSHOPS WITH SMALL FOCUS GROUPS* and will provide feedback in a commonly developed review forms. A template and a sampling structure will be provided by AEA. DOU, PUM, BGL, BID, GYS, MOP, MPP, VNC, DCC will test the toolbox in focus group discussions involving at least 5 new test stakeholders from their region/country (ASPs can participate but are not counted as new testers).

Additionally, the activity leader (AEA – focusing on policy-oriented stakeholders, e.g. from THE PEP) and the SO2 leader (KTI – focusing on planners and the research community) will organize two international focus groups – each with at least 5 new testers from beyond the project territory. Overall at least 55 stakeholders (beyond PPs and ASPs) are involved by in-depth testing through focus groups. The online toolbox will again be updated from this qualitative stakeholder feedback.

Finally, a short *ONLINE SURVEY* with at least 10 stakeholders (and at least 5 new stakeholders) from the 9 participating countries and at least 10 international stakeholders (including 5 new, contacted by AEA, KTI) lead to a final and validated version of the A2PT toolbox. At least 100 experts will be reached through an online survey.

A *TOOLBOX DISSEMINATION CONCEPT* will be elaborated by PUM to coordinate the communication efforts which should result in the broadest possible up-take of the

toolbox by the relevant stakeholders. The stakeholders participating in testing the toolbox will be informed about the final outcomes. Further dissemination activities include the promotion of the toolbox at events and sessions of relevant conferences and meetings at the international (e.g. Velocity, ECOMM, TRA, EUSDR Annual Event, Danube Region Transport Days, European Mobility Week, Urban Mobility Days) and the national level (e.g. National Cycling/Walking Conferences or public transport summits).

Moreover, the toolbox will be promoted in the frame of the A2PT Action Day (Act. 3.4) and via social media (e.g. LinkedIn) and other online channels (project website, PP and ASP websites, newsletters, press releases, national/regional working group meetings). For that video clips of the toolbox itself will be produced by DOU and PUM.

Deliverable D.2.3.1 Toolbox dissemination concept

Period 4, 19 – 24: The dissemination concept facilitates the up-take of the toolbox by the relevant stakeholders. It includes the main communication measures linked to the timeline of the toolbox development and implementation as well as key messages focusing on the benefits resulting from using the toolbox.

Output 2.1: A2PT Toolbox Test

Programme Output Indicator 2.1.3	Pilot actions developed jointly and implemented in projects
Measurement Unit	Pilot Actions
Target Value	1,00
Delivery period	Period 5, 25 - 30
Output Description	For the 2nd (the main) phase of testing the toolbox, online workshops with small focus groups will be organized by the PPs. DOU, PUM, BGL, BID, GYS, MOP, MPP, VNC, DCC will lead focus group discussions (1 per PP) involving at least 5 new

	<p>test stakeholders from their region/country. Additionally, the activity AEA and the SO2 leader KTI will organize two international focus groups – each with at least 5 new testers from beyond the project territory. The online toolbox will be updated accordingly.</p>
--	--

Output 2.2: Online A2PT Toolbox

<p>Programme Output Indicator 2.1.1</p>	<p>Jointly developed solutions</p>
<p>Measurement Unit</p>	<p>Solutions</p>
<p>Target Value</p>	<p>1,00</p>
<p>Delivery period</p>	<p>Period 5, 25 - 30</p>
<p>Output Description</p>	<p>The A2PT Toolbox offers decision makers a CURATED INVENTORY OF POSSIBLE SOLUTIONS relevant for the challenges they are currently facing on an interactive online platform. By testing selected solutions provided in the toolbox (O3.1-3.7) as well as testing the toolbox itself (O2.1) applicability and usability were tested among a wide range of relevant stakeholders ensuring the up-take of new as well as the up-scale of existing A2PT solutions at the end of the project and beyond.</p>